

SECOND GRADE

# Fire Safety

ACTIVITY BOOK



**Lutheran**  
Health Network



## Teddie writes a poem...

You can play with a ball, or with a toy bear.  
 You can play with a friend most anywhere.  
 Some things you can play with and have a great time.  
 Like writing a poem with words that rhyme.

But you better be smart before you play.  
 Some things just aren't safe in any way.  
 If it can hurt you or put you in danger,  
 Stay far away, like you do from a stranger.

Would you play with a lion in spite of his roar?  
 That's asking for trouble, and I'll tell you once more...  
 That you better be smart before you play,  
 And listen to what I have to say.

Matches and lighters are tools, not toys.  
 They're for adults to use—not for girls and boys.  
 So please play with things that are safe for you.  
 And leave the other things alone, whatever you do.



**Circle the things that are safe to play with.**  
**Draw an "X" through the things that are NOT safe to play with.**



**Some things you can play with...**  
**And some things you can't!**

# KNOW HOW TO ESCAPE A HOME FIRE

If you wake up and find dark smoke or flames in your house, get out fast! Don't open your door if it feels hot. Use your second way out to escape the fire.



If you can't get out of your room, stay near a window where the firefighters will see and rescue you. There is one thing you should NEVER do in a fire.

**U**nscramble the words below. Teddie has used each of the four words in his talk to you.

The first letter in each unscrambled word from top to bottom will spell out another word. This is what you must NEVER do if you have a fire at home. Write the word below.



**T H O**

\_ \_ \_

**F I**

\_ \_

**R D K A**

\_ \_ \_ \_

**C E S P E A**

\_ \_ \_ \_ \_

**NEVER** \_ \_ \_ \_ .



# HOW TO REPORT A FIRE



Do you know how to call for help in case of a fire or other emergency? Everyone should know exactly what to do. The fire department's telephone number should be posted on every telephone at home.

Here's what you need to know:

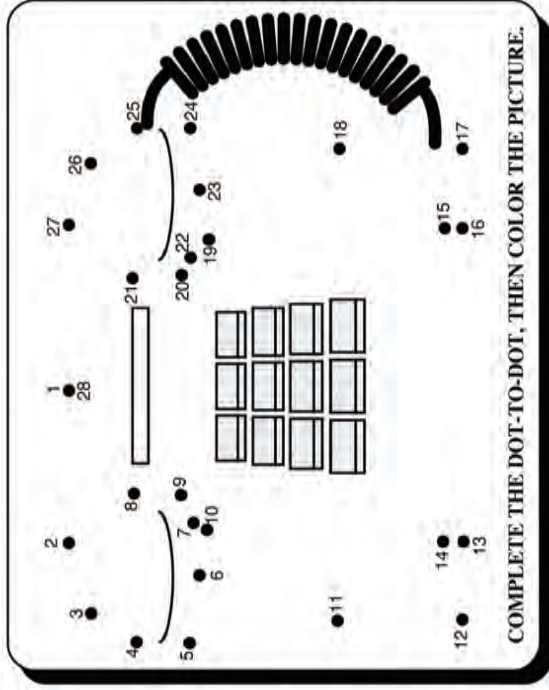
- ① Your Full Name \_\_\_\_\_ FIRST \_\_\_\_\_ LAST \_\_\_\_\_
- ② Your Full Address \_\_\_\_\_ NUMBER \_\_\_\_\_ STREET \_\_\_\_\_ APT. NUMBER \_\_\_\_\_  
 \_\_\_\_\_ CITY \_\_\_\_\_ STATE \_\_\_\_\_ ZIP CODE \_\_\_\_\_
- ③ Your Telephone Number \_\_\_\_\_
- ④ Your Fire Department Number \_\_\_\_\_
- ⑤ Your Police Department Number \_\_\_\_\_

Fill in the blanks above. If you don't know any of the information needed, ask a teacher, parent, or other adult for help. Cut this out and put it by your telephone.

After you dial the emergency number, tell the dispatcher:

- ① That there is a fire. Tell what is burning.
- ② Address where the fire is located. ✓ Number ✓ Street ✓ Town
- ③ Give your name.
- ④ Give the address and phone number where you are.

Stay calm and talk clearly. Wait for instructions. Don't hang up until the operator or dispatcher tells you to!



COMPLETE THE DOT-TO-DOT, THEN COLOR THE PICTURE.

# TALK TO THE ANIMALS

**1**

T N, Y

I

I

I

**3**

I N, Y

I

I

- Write the first letter of the animal's name on the line below each picture.
- If there is a letter instead of a picture, copy the letter.
- Read the sentence in each block to the animals.

**2**

I N

I

*You can teach the animals about*

**FIRE SAFETY**









# COOL A BURN



If you are burned...

**ACT QUICKLY!**

**Cool the burn with clean, cool water for 15 to 20 minutes.**

Even after you remove the heat source, the trapped heat continues to burn for up to 25 minutes. This is why it's important to cool the burn as soon as possible.

## WAYS TO COOL A BURN

Here's a list of places you might find water to cool a burn. Add the missing vowels to the words.

S \_ N K

F \_ \_ C \_ T

H \_ S \_

R \_ V \_ R

S H \_ W \_ R

L \_ K \_

P \_ \_ L

C R \_ \_ K

B \_ C K \_ T

T \_ B

# Fire Station Wordsearch



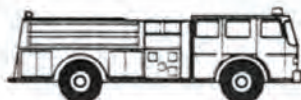
Search out the listed words in the letter block above. The words run in all directions — forward, backward, up, down, and diagonally.

DALMATIAN  
POLE  
SCBA  
PUMPER

FIREFIGHTER  
SIREN  
ALARM  
BOOTS

GLOVES  
LADDERS  
HOSE  
HELMET

BUNKER GEAR  
WATER  
FIRE STATION



# Fire Safety Quiz

Add the correct ending to the sentences below by checking the box for either picture 1 or picture 2. ✓

A. If your clothes catch on fire ...



1. run for help.  
 2. stop, drop and roll.

B. Electric outlets should have ...




1. many plugs.  
 2. one plug for each outlet.

C. Matches should be kept ...



1. where children cannot reach them.  
 2. where everyone can use them easily.

D. Fireplaces need to have screens ...



1. only when you have a big fire.  
 2. always.

E. To escape a smoky room ...



1. crawl low, near the floor.  
 2. run as fast as you can.

F. Test your smoke detector ...



1. once a month.  
 2. once a year.

G. Trash and rubbish should be ...



1. cleaned up.  
 2. stored out of sight.

H. When you escape a fire, go ...



1. to wherever you feel safest.  
 2. to your planned meeting place.

I. In case of a fire, plan ...



1. two ways out of every room.  
 2. one good way out of the house.

Answers: A. 2. B. 2. C. 1. D. 2. E. 1. F. 1. G. 1. H. 2. I. 1.

Dear parent,

This activity book was developed by the Fort Wayne Fire Department to teach children and their parents how to prevent and react to fire and burn injuries. Lutheran Health Network generously sponsored the book.

Fire can be a friend that we use every day. But it can also become an unforgiving enemy that can devastate any family in seconds. That's why it takes all of us working together to make our community as safe as possible. Parents should teach their children to respect fire and talk to them about fire safety and burn prevention. Children need to understand the hazards that create fires and the behaviors that can prevent fires and protect them if a fire occurs.

Always remember the following basic fire-safety concepts:

- Test all smoke detectors each month and change the batteries once a year.
- Install a smoke alarm in every room of the house.
- Set the water heater temperature to 120°F.
- Leave 3 feet of open space around space heaters. Never leave them unattended.
- Keep matches and lighters out of reach of children, preferably in a locked cabinet.
- Always remain in the kitchen when cooking.
- Draw a home fire-escape plan and practice it with the whole family.
- If a fire occurs, “stay low and go” and “get out and stay out.”
- Use caution when handling hot liquids.
- Run cool water on a minor burn for 10-20 minutes. Never use ice, creams, lotions or butter.
- Install a carbon monoxide detector if your house has gas appliances or a fireplace.
- Practice what you preach. Children learn by example.

If you have questions, please call the Fort Wayne Fire Department Safety Education Division at 427-1483, 427-1368 or 427-5179 or the Burn Center at St. Joseph Hospital at 425-3567.

Additional information, coloring pages, games and family activities are available at the following sites:

fortwaynefiredepartment.org  
stjoehospital.com  
lutheranchildrenshosp.com  
playsafebesafe.com  
ember911.com

safekids.org  
cpsc.gov  
kids.esfi.org  
pbskids.org  
nfpa.org/public-education

kidshealth.org  
homefiredrill.org  
prevention1st.org  
sparky.org  
sparkyschoolhouse.org



**Lutheran  
Health Network**