

FIRST GRADE

Fire Safety

ACTIVITY BOOK



**Lutheran
Health Network**



DID YOU KNOW that you can get burned badly by hot liquids?

There are things all around your house that might contain liquids hot enough to burn your skin.

Please be very careful around all liquids, even if you're not sure if they're hot. It's best to stay away!

CAN BURN!



Here is a list of things that might contain hot liquids. Write the correct letter next to the matching picture.



- A** Bathtub
- B** Cup
- C** Coffee Pot
- D** Pan
- E** Sink
- F** Mug
- G** Steam Iron
- H** Skillet
- I** Faucet
- J** Coffee Maker
- K** Shower
- L** Pot
- M** Tea Kettle

A burn caused by hot liquids is called a SCALD.

Count Down to Safety

Count and write down the number of objects in each row. Then add or subtract the numbers.



- _____

= _____



+ _____

= _____



+ _____

= _____




+ _____

= _____



+ _____

= _____



- _____

= _____



- _____

= _____



+ _____

= _____

WORD PROBLEMS

Write in the correct answers.

- If Dave found 6 lighters in the house and his mother gave him a penny for each lighter he found, how many pennies would Dave have?

- Linda and her family went camping for the weekend. She found 3 matches on the ground. Her father gave her 2 cookies each time she found a match and gave it to him. How many cookies did Linda eat?

- Laura's mother told her she would give her a nickel for each matchbook she found and gave to her. If Laura found 2 matchbooks, how much money did she earn?

- Who should use matches or lighters in your house?
Who should NEVER use matches or lighters in your house?

1 Put an "X" through the pictures of the objects above that can start a fire.

2 Circle the pictures of the objects above that can put out a fire.



**FILL IN THE
MISSING
WORDS.**

1. Put _____ water on a burn.
2. Never _____ with matches.
3. Crawl _____ in smoke.
4. Practice a home fire _____.
5. Stop, _____ and roll.
6. Know _____ ways out of every room.
7. Fire needs fuel, heat and _____ to burn.
8. There are two kinds of fires—good fires and _____ fires.
9. Change your smoke detector battery once each _____.

**BAD
DROP
COOL
YEAR
LOW
AIR
PLAY
DRILL
TWO**

A Message from Teddie

Teddie, the fire safety bear, has a fire safety message for you on his blackboard, but it seems to be all mixed up. Change the G's to E's; R's to P's; B's to T's; K's to A's; Z's to H's; and the J to O. Write the unscrambled message below.



_____ ,

_____ ●

DO YOU KNOW WHAT TO DO IF YOUR CLOTHES CATCH ON FIRE?

■ STOP ■ DROP ■ ROLL ■ STOP ■ DROP ■ ROLL ■
 Write in the missing letters for these objects that include the words STOP, DROP, or ROLL in their name.
 STOP _____
 STOP _____
 DROP _____
 _____ DROP _____
 ROLL _____
 ROLL _____
 ■ STOP ■ DROP ■ ROLL ■ STOP ■ DROP ■ ROLL ■



STOP

Don't run! Running will only fan the flames bigger. Air helps a fire to spread.



DROP

Drop to the ground or floor right away!



ROLL

Roll over and over to smother the flames. Cover your face with your hands to protect your eyes, nose and mouth.



Practice


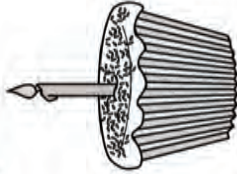
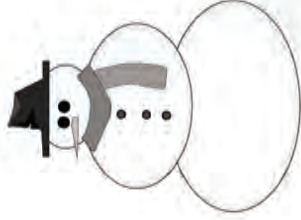
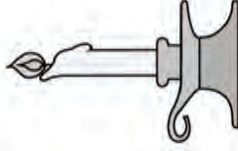
Stop Drop & Roll so you'll know what to do!

WHAT CAN BURN YOU?




"A cup of hot chocolate can warm you up on a cold day. But if you spill it, it can burn you!"

You can get burned by many of the things around your own home. Circle the pictures of the things that can burn you. For each picture you circle, tell how this object can be both good and bad.




Teddie's Words To The Wise

Connect the dots.
When you complete the
pictures, unscramble the
words on my card. These are
two things you should
NEVER play with!



CMSEAHT
OR
HRLGITES



Picture Puzzlers

The answers to the questions on the right are in code. Each picture represents a word. The word for each picture is shown below. Write the correct words on the lines below each picture to figure out the answers.



give



on



home



water



escape



them



cold



to



the



crawl



put



smoke



under



grown-up



low



burn



a



plan

HOW DO YOU ESCAPE A SMOKY ROOM?



WHEN YOU FIND MATCHES OR LIGHTERS, WHAT SHOULD YOU DO?



IF YOUR SKIN GETS BURNED, WHAT IS THE FIRST THING TO DO?



WHAT SHOULD YOUR FAMILY HAVE IN CASE OF FIRE?



Installing and Maintaining Smoke Detectors

Fill in each missing word to complete the crossword puzzle.

Across


1. Test your smoke detector _____.
2. Smoke _____ save lives.
3. A smoke detector is needed inside your _____ if you sleep with the doors closed.

Down

4. When the smoke detector sounds, get out of the house immediately and call the fire department from a _____ home.
5. You should have a smoke detector on each _____ of your home.
6. In addition to a working smoke detector, you should have a home _____ plan.
7. A working _____ detector never sleeps.

Word Bank

escape
bedroom
smoke
monthly
level
detectors
neighbors



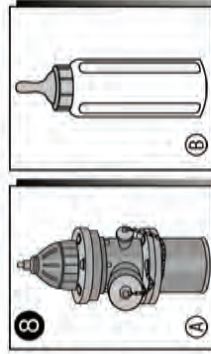
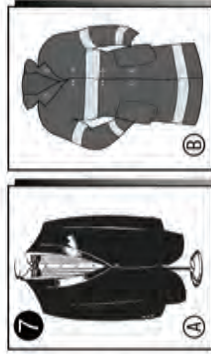
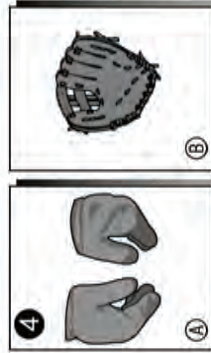

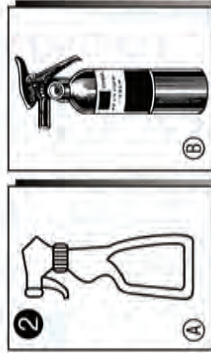

Answers: 1. monthly 2. detectors 3. bedroom 4. neighbors 5. level 6. escape 7. smoke

WHAT DOES YOUR FRIEND THE FIREFIGHTER USE ON THE JOB?

Firefighters are very special people. Their job is to save lives and property. To do this job, they need some very special things to use and wear.

Each pair of items shown here has a number. Next to the matching numbers below, write the correct letter "A" or "B" to show which of the two items a firefighter would use.

At the bottom of the page, write down the name of five other things you can think of that a firefighter uses.



- 1 _____ 5 _____
- 2 _____ 6 _____
- 3 _____ 7 _____
- 4 _____ 8 _____

Other things a firefighter uses are:

Dear parent,

This activity book was developed by the Fort Wayne Fire Department to teach children and their parents how to prevent and react to fire and burn injuries. Lutheran Health Network generously sponsored the book.

Fire can be a friend that we use every day. But it can also become an unforgiving enemy that can devastate any family in seconds. That's why it takes all of us working together to make our community as safe as possible. Parents should teach their children to respect fire and talk to them about fire safety and burn prevention. Children need to understand the hazards that create fires and the behaviors that can prevent fires and protect them if a fire occurs.

Always remember the following basic fire-safety concepts:

- Test all smoke detectors each month and change the batteries once a year.
- Install a smoke alarm in every room of the house.
- Set the water heater temperature to 120°F.
- Leave 3 feet of open space around space heaters. Never leave them unattended.
- Keep matches and lighters out of reach of children, preferably in a locked cabinet.
- Always remain in the kitchen when cooking.
- Draw a home fire-escape plan and practice it with the whole family.
- If a fire occurs, “stay low and go” and “get out and stay out.”
- Use caution when handling hot liquids.
- Run cool water on a minor burn for 10-20 minutes. Never use ice, creams, lotions or butter.
- Install a carbon monoxide detector if your house has gas appliances or a fireplace.
- Practice what you preach. Children learn by example.

If you have questions, please call the Fort Wayne Fire Department Safety Education Division at 427-1483, 427-1368 or 427-5179 or the Burn Center at St. Joseph Hospital at 425-3567.

Additional information, coloring pages, games and family activities are available at the following sites:

fortwaynefiredepartment.org
stjoehospital.com
lutheranchildrenshosp.com
playsafebesafe.com
ember911.com

safekids.org
cpsc.gov
kids.esfi.org
pbskids.org
nfpa.org/public-education

kidshealth.org
homefiredrill.org
prevention1st.org
sparky.org
sparkyschoolhouse.org



**Lutheran
Health Network**