

FOURTH GRADE

Fire Safety

ACTIVITY BOOK



Lutheran
Health Network

SAFETY CROSSWORD

Use the pictures and/or clues to complete the puzzle.

ACROSS

5. I should never play near a heated barbecue _____.



6. I don't play with _____ or lighters.



8. I need to escape a burning building as quickly _____ possible.



10. We should look for _____ signs in hotels, motels, and stores in case we have to escape a fire.



11. We need to keep our _____ away from trees.

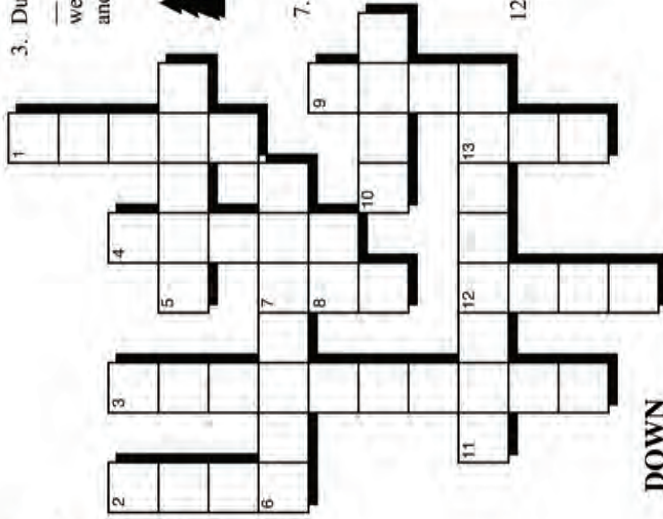


WORD BANK

grill
earthquake
trees
campfire

as
swim
matches
drill
play

run
fire
exit
has



3. During an _____ we should drop, cover, and hold.



4. During a summer lightning storm, I need to stay away from _____, wire fences, and open fields.

7. Our family _____ a home fire escape plan.



9. _____

12. I can get hurt badly if I _____ with fireworks.



DOWN

1. At home and school we have a fire _____.



2. It's not safe to _____ alone.

13. Never _____ if your clothes catch on fire. Stop, Drop and Roll.





IF YOU SEE A FIRE, you should report it at once to the fire department. Don't wait! Everyone should know what to do in case of fire.

First, you must know the phone number to call to report a fire or other emergency. In many areas, the number is 9-1-1. Ask an adult to tell you the emergency number for your area. You can also look in the front part of your city's phone book.

WRITE YOUR EMERGENCY PHONE NUMBER IN THIS BOX.

Use the code to the right to read the sentence below. Write the correct word on the line below each symbol.



- ① Go to a safe phone, away from the smoke and fire. If you wake up inside a house on fire, **first** shout and get out, **second** go to your meeting place (such as a neighbor's porch), and **third** call the fire department.
- ② Say that there's a fire.
- ③ Say the address of the fire. If the fire is at a neighbor's house and you don't know the address, give your own address.
- ④ Give your name and phone number.
- ⑤ Stay calm and speak clearly.
- ⑥ Stay on the phone.

NEVER REPORT A FALSE ALARM!

- * = operator
- ⚡ = Always
- ⊠ = let
- ⬥ = up
- ⊙ = emergency
- ⊕ = the
- ☆ = first
- ⊞ = hang

Installing and Maintaining Smoke Detectors

Circle the word that belongs in each sentence.

1. A smoke detector is needed on each _____ of the home.
A. level B. house C. fence D. lawn
2. A smoke detector is needed outside sleeping _____.
A. people B. dogs C. clothes D. areas
3. A smoke detector is needed inside your _____ if you sleep with the bedroom doors closed.
A. pantry B. closet C. bathroom D. bedroom
4. Smoke detectors should be _____ from all bedrooms.
A. far away B. safe C. heard D. removed
5. Additional smoke _____ are needed for early warning in special areas.
A. fences B. yards C. detectors D. maps
6. Each smoke detector should have a National Testing Laboratory _____.
A. fire B. label C. box D. candle
7. Follow the manufacturer's cleaning and _____ instructions on a smoke detector.
A. scrubbing B. storing C. testing D. fixing
8. Each smoke detector must have a _____ supply.
A. food B. water C. power D. sleep
9. Test each smoke detector _____.
A. sometimes B. weekly C. on Christmas D. monthly
10. Families should work together on a _____ to maintain smoke detectors.
A. box B. house C. plan D. yard

Practicing Fire Safety Around Heating Equipment

Each sentence below has one word missing.

Find the word in the word bank that makes each sentence correct and write it in the space provided.

Use each word only once. Then, unscramble the words at the bottom of the page to create two fire safety messages about heating equipment.

1. All _____ should be covered with a screen or glass door.
2. An _____ should always be present when a heating unit is in use.
3. All heating units have enough _____ around them to be safe.
4. Smoke detectors are tested _____.
5. Things that _____ are kept away from heaters.

Word Bank

space

adult

fireplaces

monthly

burn

Extra Credit:

Decode these puzzles.

1. CAPSE

TEAHRSE

EEND

SPCEA.

2. EB

ARCEFUL

NDROUA

HAERETS.

KEEPING SAFE

== in the ==

KITCHEN



CODE



= water



= grease



= on



= never



= lid



= use



= with



= a



= fire



= cover

Read this fire safety tip by replacing the pictures with words from the code. Write the correct word on the line below each picture.



_____ . _____ . _____ . _____ . _____ .

PLEASE DON'T PLAY WITH FIREWORKS!

Leave fireworks to the experts. Even legal fireworks cause many serious injuries every year. Attend a public display put on by trained professionals. That's the safe way to enjoy fireworks!

Read the message by writing in the correct letters from the code below.

☆☆☆ ⊛☆☆**☆☆** ☆** ☆☆☆☆☆**☆☆

CODE

⊛ = D	☆ = G	★ = A	* = E	★ = R	⊛ = S	☆ = L
⊛ = F	☆ = W	☆ = O	* = K	☆ = I	☆ = N	* = U



FIRE SAFETY

VALENTINE FILL-IN PUZZLE



1	2	3	4	♥	5	6	7
♥	8	9	10	11	12	13	14
♥	15	16	17	♥	18	19	20
21	22	23	24	25	?	♥	♥
26	27	28	29	♥	30	31	32
♥	33	34	35	36	37	♥	38
39	40	♥	41	42	43	44	!

 ----- ?

 ----- !

Write the missing word for each clue in the numbered spaces below. Then put each letter into the puzzle in its proper numbered space.

When you're finished, you'll find a question and its answer in the grid.

Copy the letters from the grid, in order, to the blank lines above.

A A smoke _____ can save your life.



17 7 33 23 11 22 35 24

B Crawl _____ in smoke.

18 42 1

C The fire triangle is made up of fuel, _____ and air.

27 32 15 40

D Be sure to wear your _____ belt when riding in a car or truck.

14 13 30 10

E Most home fires happen at _____ when people are asleep.



16 19 20 21 41

F Part of spring cleaning is taking out the _____.

4 31 5 44 12

G A fire could do great _____ to your home.

2 9 6 8

H Only play with _____ ; never play with things that could hurt you.

26 39 29 37

I Say "_____" to fire prevention.

43 28 25

J The opposite of borrow is _____.
 (Never borrow the battery from a smoke detector.)

36 34 3 38



Make A "Clean Sweep" of Fire Hazards Around Your Home


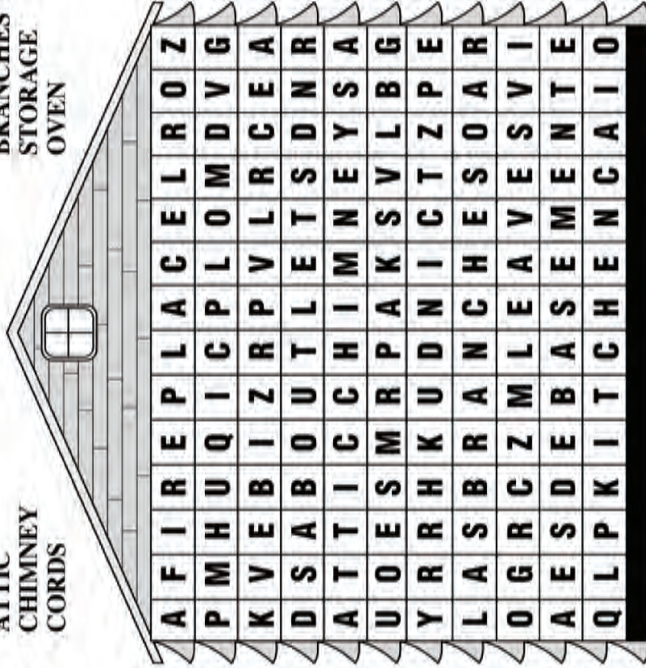
Here are some places and things at your home that might be fire hazards. Find these in the word search puzzle below.

Words can be found left to right, top to bottom or on a diagonal.

KITCHEN
FIREPLACE
RUBBISH
GARAGE
ATTIC
CHIMNEY
CORDS

HEATERS
YARD
BASEMENT

STOVE
OUTLETS
APPLIANCES
LEAVES
BRANCHES
STORAGE
OVEN




Inspect Your Home This Spring For Fire Hazards

No matter what type of home you have, now is the time to help out with spring cleaning. Spring is fix up and cleanup time both inside and outside your home.



To read the message, write in the correct letter from the code.



CODE: _____ !

A =	J	H =	Starburst	N =	Pin
C =	C	I =	Flower	O =	Scissors
E =	Thumb up	L =	Rocket	S =	Lightbulb
F =	Moon	U =	Shoe		

By looking for fire hazards all around the house, you can make your "Home Sweet Home" a "Home Safe Home."

Gather your whole family together

and prevent fires by finding hazards

and correcting them.



Dear parent,

This activity book was developed by the Fort Wayne Fire Department to teach children and their parents how to prevent and react to fire and burn injuries. Lutheran Health Network generously sponsored the book.

Fire can be a friend that we use every day. But it can also become an unforgiving enemy that can devastate any family in seconds. That's why it takes all of us working together to make our community as safe as possible. Parents should teach their children to respect fire and talk to them about fire safety and burn prevention. Children need to understand the hazards that create fires and the behaviors that can prevent fires and protect them if a fire occurs.

Always remember the following basic fire-safety concepts:

- Test all smoke detectors each month and change the batteries once a year.
- Install a smoke alarm in every room of the house.
- Set the water heater temperature to 120°F.
- Leave 3 feet of open space around space heaters. Never leave them unattended.
- Keep matches and lighters out of reach of children, preferably in a locked cabinet.
- Always remain in the kitchen when cooking.
- Draw a home fire-escape plan and practice it with the whole family.
- If a fire occurs, “stay low and go” and “get out and stay out.”
- Use caution when handling hot liquids.
- Run cool water on a minor burn for 10-20 minutes. Never use ice, creams, lotions or butter.
- Install a carbon monoxide detector if your house has gas appliances or a fireplace.
- Practice what you preach. Children learn by example.

If you have questions, please call the Fort Wayne Fire Department Safety Education Division at 427-1483, 427-1368 or 427-5179 or the Burn Center at St. Joseph Hospital at 425-3567.

Additional information, coloring pages, games and family activities are available at the following sites:

fortwaynfiredepartment.org
stjoehospital.com
lutheranchildrenshosp.com
playsafebesafe.com
ember911.com

safekids.org
cpsc.gov
kids.esfi.org
pbskids.org
nfpa.org/public-education

kidshealth.org
homefiredrill.org
prevention1st.org
sparky.org
sparkyschoolhouse.org



**Lutheran
Health Network**