

PRESCHOOL

Fire Safety


ACTIVITY BOOK



**Lutheran
Health Network**

DON'T PLAY WITH MATCHES OR LIGHTERS


Color all the pictures of things you can play with.
Cross out (X) all the things you should NOT play with.




GOOD FIRES AND BAD FIRES



Draw lines from the happy face to the fires that are good (can help us).
Draw lines from the sad face to the fires that are bad (can hurt us).

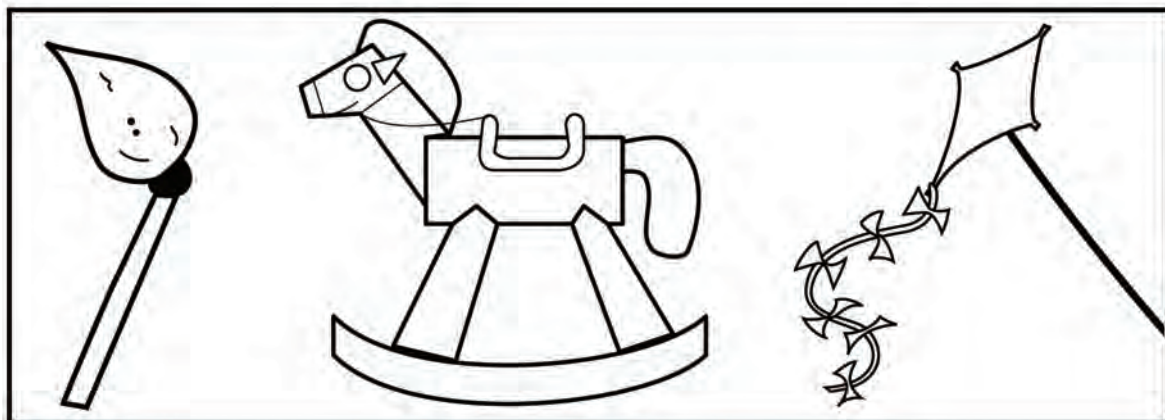
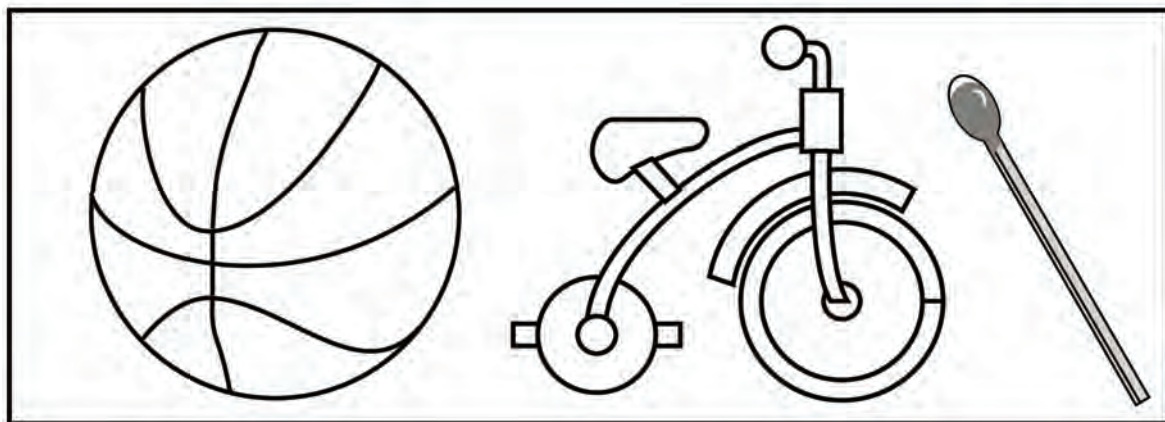



A good fire can turn into a bad fire if we are not careful!








Matches are Tools, NOT Toys

Color the two pictures in each box that are toys and can be played with.



DON'T GET BURNED!

Color the picture in each box that could burn you.



— STOP, DROP AND ROLL —

If your clothing catches on fire, you should


1. Stop where you are
2. Drop to the ground
3. Roll over and over until the fire is out



Stop




Drop



Roll

Color each of the pictures and words.
Draw a line from each word to the right picture.

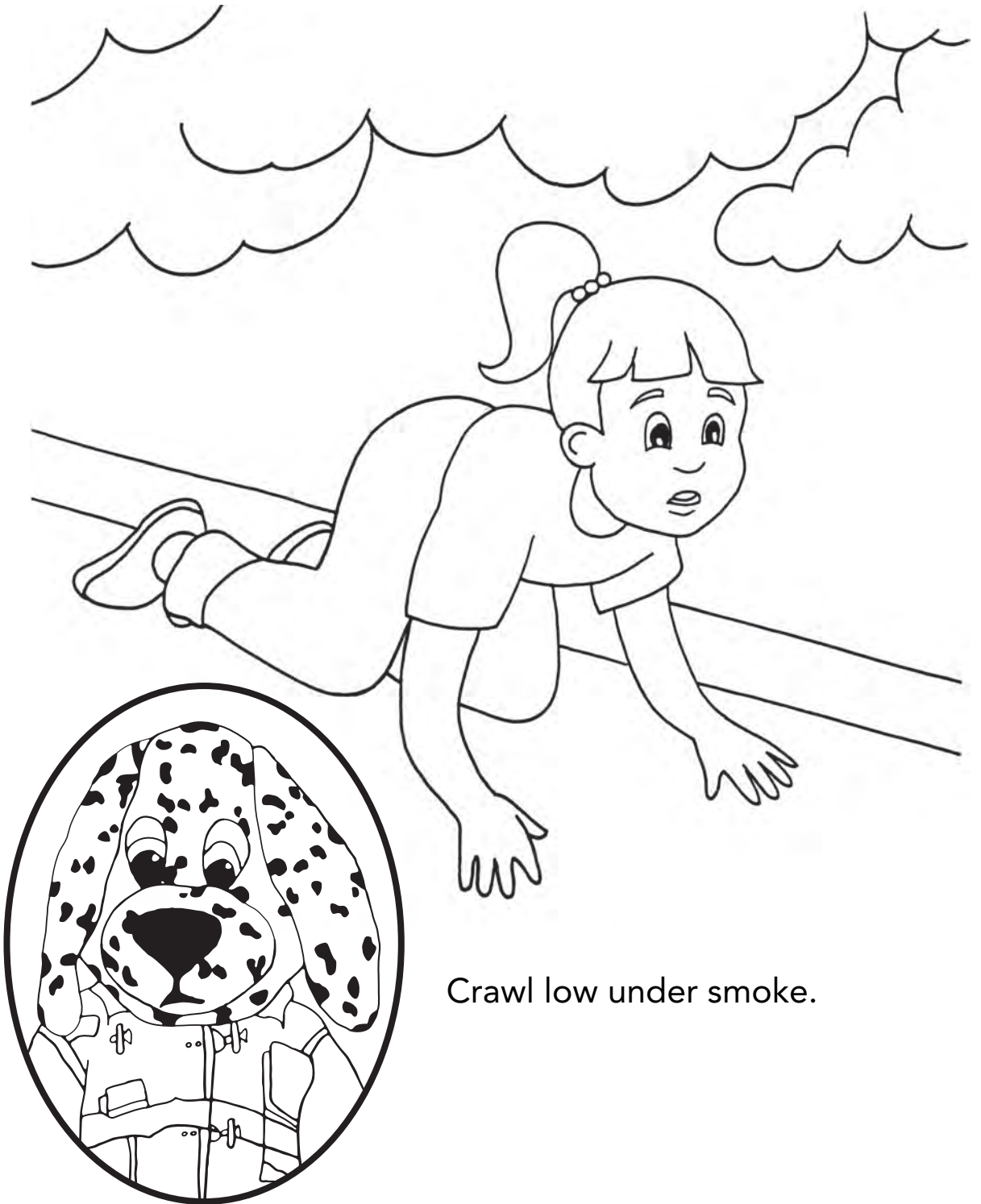
Tell a grown-up when you find matches or lighters.



Know the Sound of a Smoke Detector

Make a pretend smoke detector.







Crawl low under smoke.

Firefighter's Tools

Can you help the firefighter find these items? He uses many of them to fight fires. Circle them in the picture of the fire station below.




For Help, Call **9 • 1 • 1**

Color these numbers:



Trace these numbers:



Look at this phone and find the numbers to call for help: 9 • 1 • 1.

Color these numbers yellow. Color the rest of the numbers purple.

Go to your phone and show another person where the numbers 9 • 1 • 1 are on it.

Dear parent,

This activity book was developed by the Fort Wayne Fire Department to teach children and their parents how to prevent and react to fire and burn injuries. Lutheran Health Network generously sponsored the book.

Fire can be a friend that we use every day. But it can also become an unforgiving enemy that can devastate any family in seconds. That's why it takes all of us working together to make our community as safe as possible. Parents should teach their children to respect fire and talk to them about fire safety and burn prevention. Children need to understand the hazards that create fires and the behaviors that can prevent fires and protect them if a fire occurs.

Always remember the following basic fire-safety concepts:

- Test all smoke detectors each month and change the batteries once a year.
- Install a smoke alarm in every room of the house.
- Set the water heater temperature to 120°F.
- Leave 3 feet of open space around space heaters. Never leave them unattended.
- Keep matches and lighters out of reach of children, preferably in a locked cabinet.
- Always remain in the kitchen when cooking.
- Draw a home fire-escape plan and practice it with the whole family.
- If a fire occurs, “stay low and go” and “get out and stay out.”
- Use caution when handling hot liquids.
- Run cool water on a minor burn for 10-20 minutes. Never use ice, creams, lotions or butter.
- Install a carbon monoxide detector if your house has gas appliances or a fireplace.
- Practice what you preach. Children learn by example.

If you have questions, please call the Fort Wayne Fire Department Safety Education Division at 427-1483, 427-1368 or 427-5179 or the Burn Center at St. Joseph Hospital at 425-3567.

Additional information, coloring pages, games and family activities are available at the following sites:

fortwaynefiredepartment.org
stjoehospital.com
lutheranchildrenshosp.com
playsafebesafe.com
ember911.com

safekids.org
cpsc.gov
kids.esfi.org
pbskids.org
nfpa.org/public-education

kidshealth.org
homefiredrill.org
prevention1st.org
sparky.org
sparkyschoolhouse.org



**Lutheran
Health Network**