

The

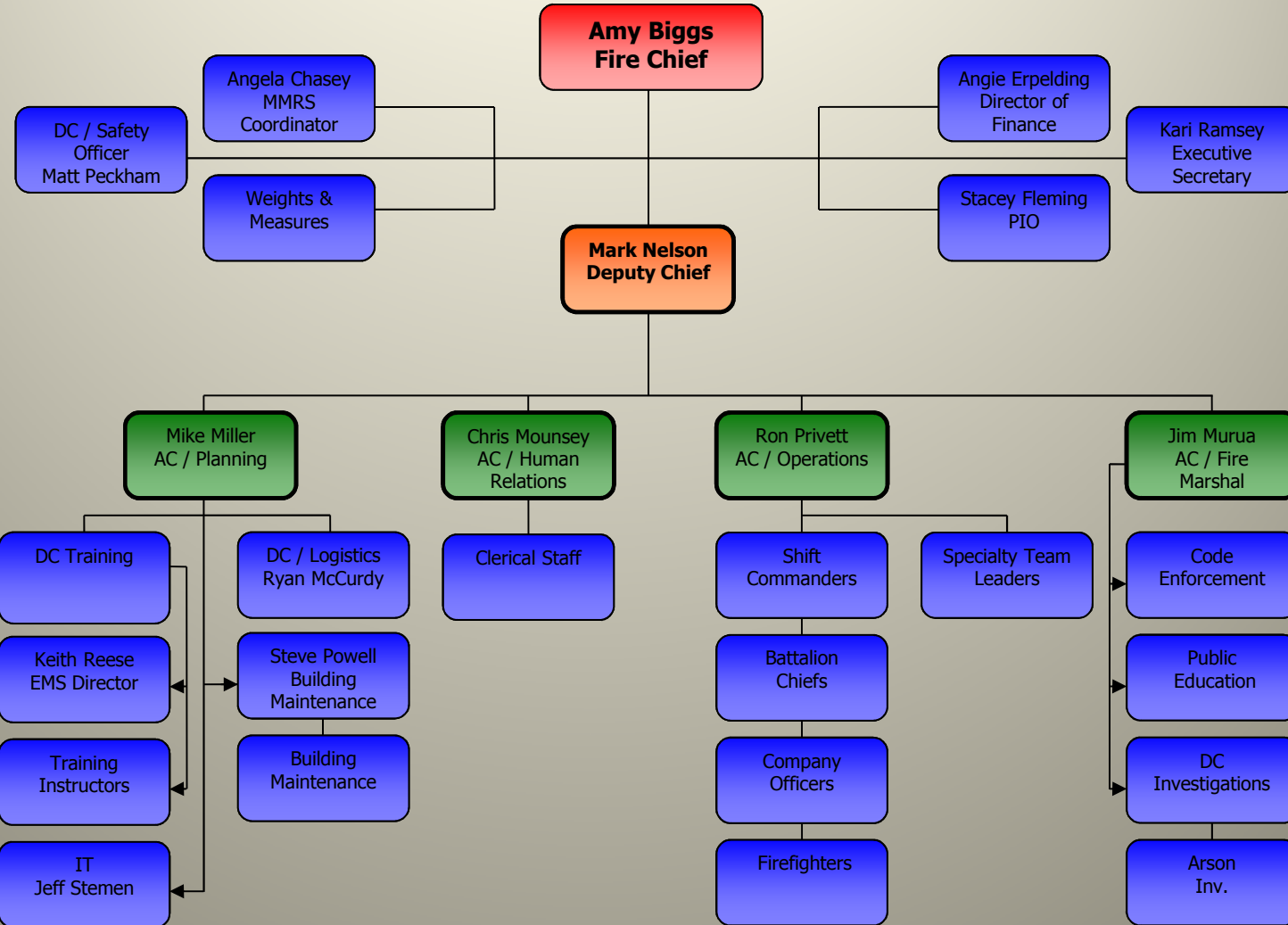
F  
W  
F  
D



2013 STATS

**FWFD**

**L  
E  
A  
D  
E  
R  
S  
H  
I  
P**



**our  
R  
E  
S  
O  
U  
R  
C  
E  
S**



<b>Fire Stations</b>	<b>18</b>
<b>Sworn Firefighters</b>	<b>342</b>
<b>Civilians</b>	<b>10</b>
<b>Staffed Apparatus</b>	<b>28</b>
<b>17 Engines</b>	
<b>4 Ladders</b>	
<b>1 Quint</b>	
<b>1 Rescue</b>	
<b>5 Battalion Chiefs</b>	

**our**

**D  
I  
V  
I  
S  
I  
O  
N  
S**

- **Administration**
- **Human Relations**
- **Operations**
  - **Special Operations**
- **Training and Development**
- **Fire Prevention Bureau**
  - **Code Enforcement**
  - **Investigations**
  - **Fire Prevention Education**



our

B

U

D

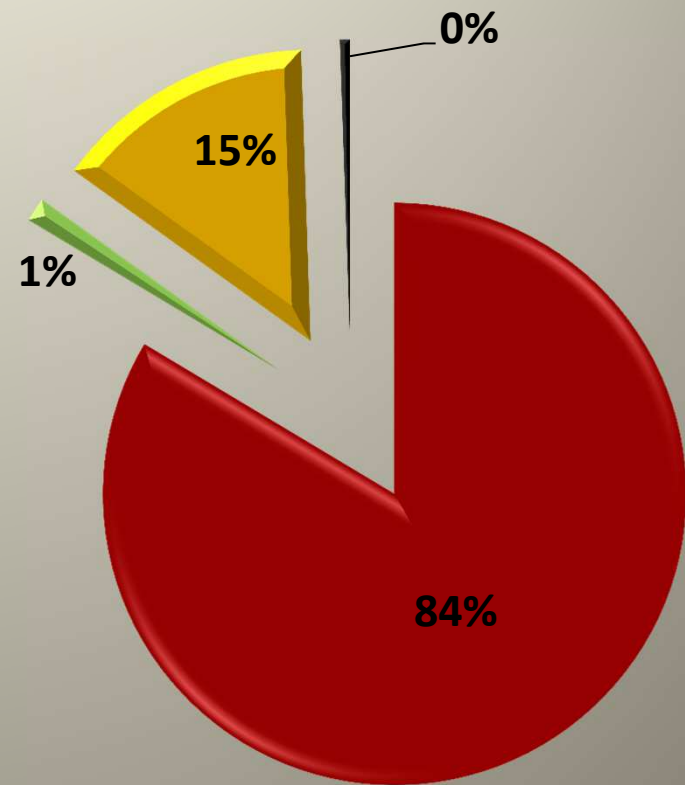
G

E

T

2013 Budget	
<b>Personnel</b>	\$ 33,181,611
<b>Supplies</b>	\$ 531,699
<b>Services</b>	\$ 5,771,040
<b>Capital</b>	\$ 205,662
<b>Total</b>	<b>\$ 39,690,012</b>

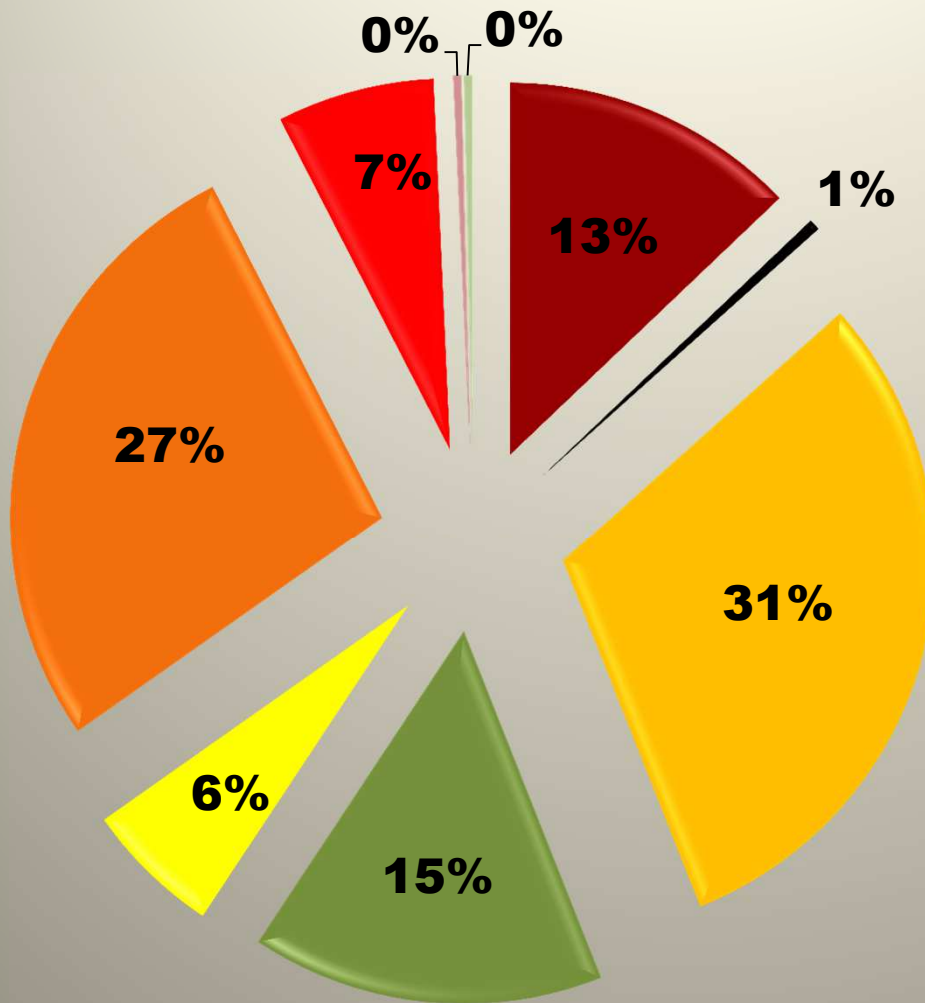
- Personnel Services
- Supplies and Materials
- Other Services
- Capital Outlays



**Our**

**C  
A  
L  
L  
S**

**2013**



■ Fire	772
■ Overpressure	41
■ Rescue /EMS	6751
■ Hazardous Condition	1168
■ Service Call	1281
■ Good Intent	6011
■ False Alarm	1556
■ Severe Weather	93
■ Special Incident	8

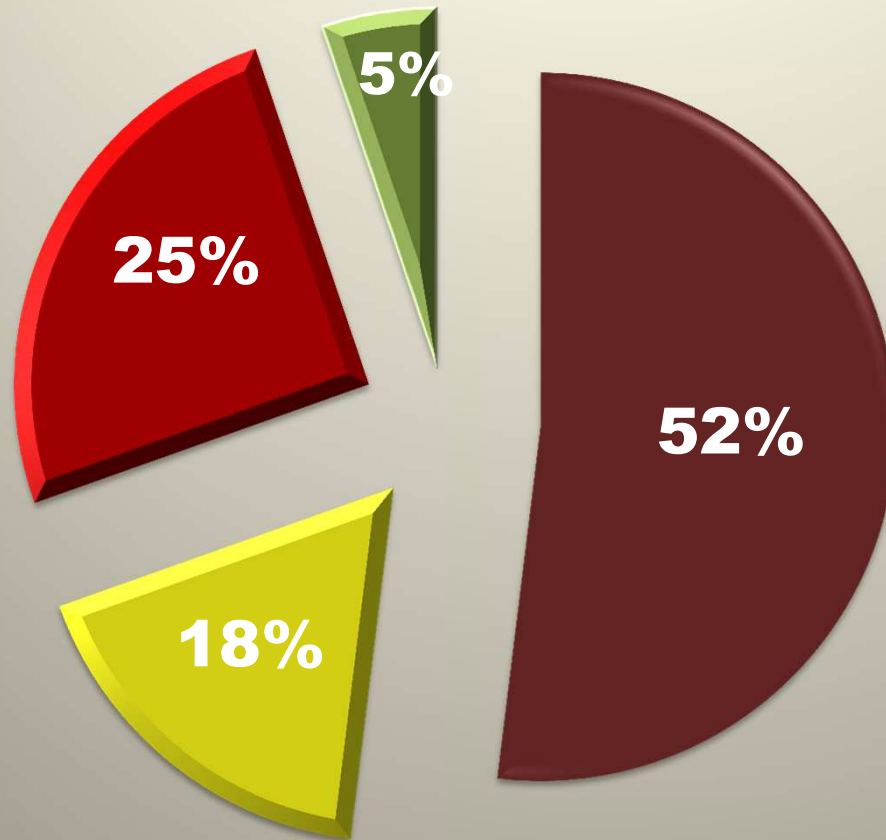
**Total Calls:  
17,673**



**Operations**

**Our**

**F  
I  
R  
E  
S**



**Types of Fires**

- Structure Fire
- Vehicle Fire
- Outside Brush / Trash Fire
- Other Fires



**Our**

**E  
M  
S  
  
C  
A  
L  
L  
S**

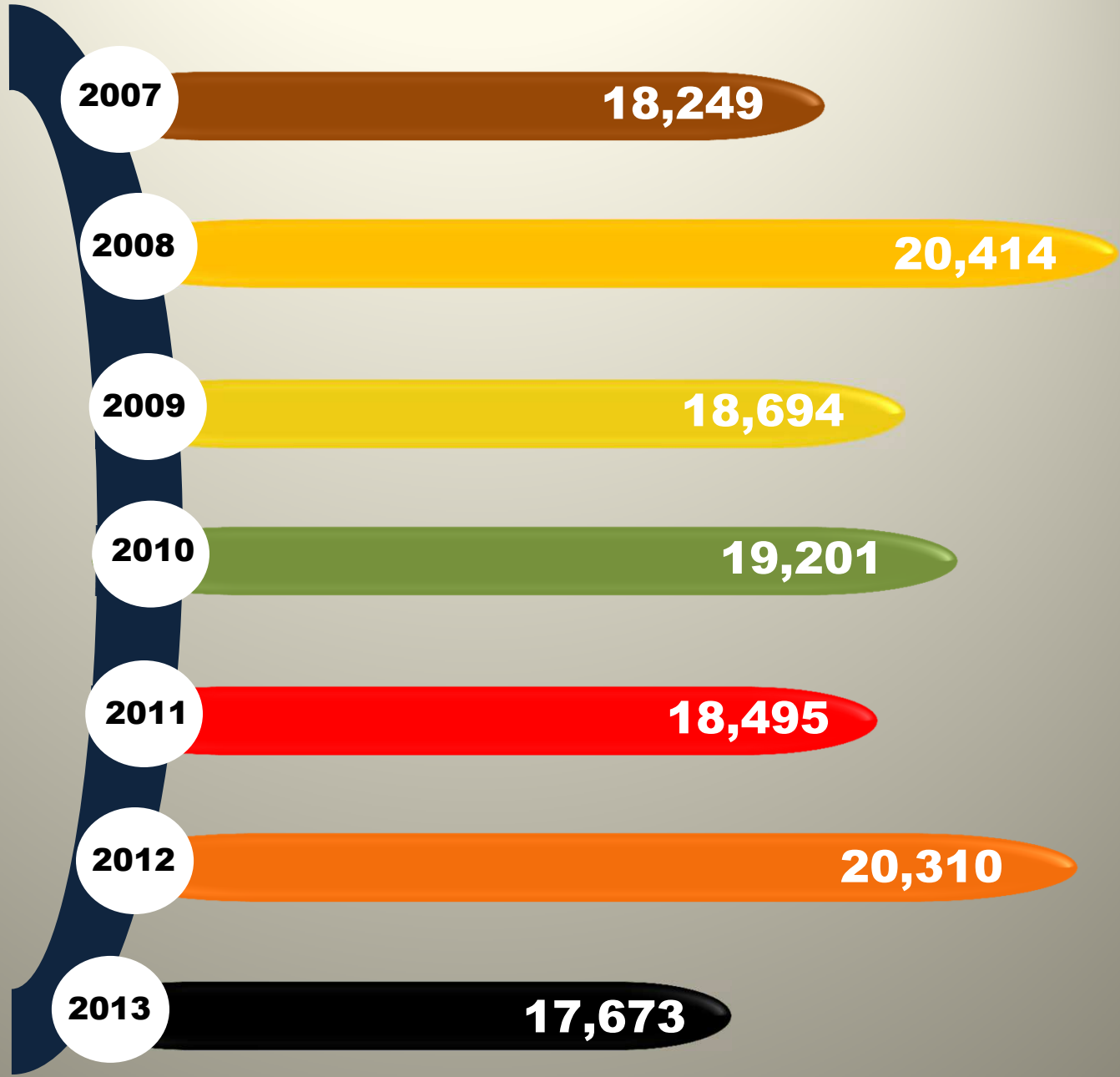


**Annual comparison**



**Run**

**V  
O  
L  
U  
M  
E**

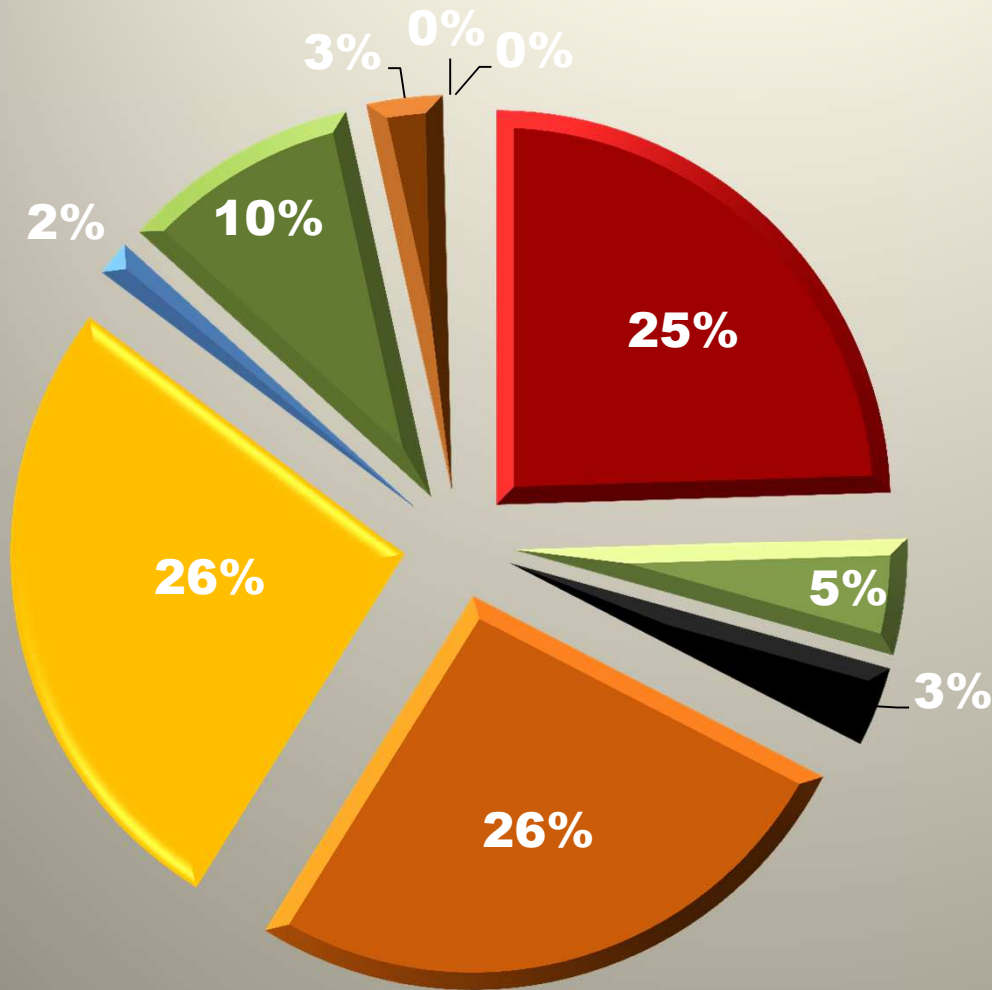


**Annual comparison**

**Our**

**2013**

**I  
N  
S  
P  
E  
C  
T  
I  
O  
N  
S**



■ Assembly	2170
■ Educational	425
■ Health/Detention	290
■ Residential	2327
■ Mercantile	2337
■ Utility	129
■ Manufacturing	869
■ Storage	275
■ Outside	12
■ Other	20

**Total Inspections:  
8,854**



**Fire Prevention Bureau**

**Our**

**E  
D  
U  
C  
A  
T  
I  
O  
N**

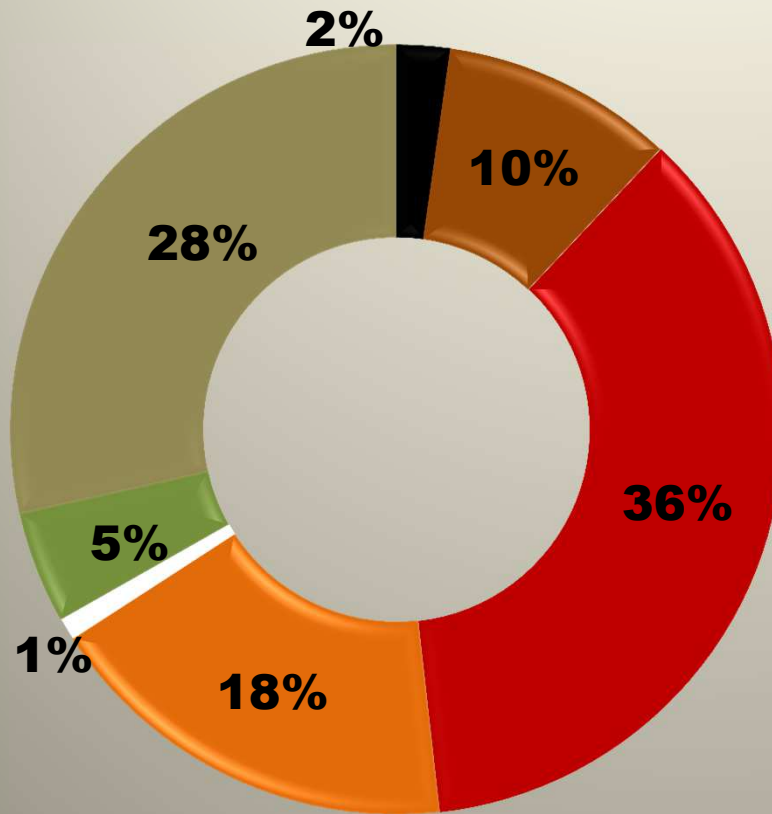
### **Fire Education and Prevention Programs**

Learn Not to Burn	18053
Juvenile Fire Setter	62
Fire Safety Talks / Public Education	726
Pre-Schools	10
Survive Alive House	4931
Pub Ed: Smoke Alarm Installs	49
Pub Ed: Special Events	14807
<b>Total Number of People Reached</b>	<b>38,638</b>



# Our

# I N V E S T I G A T I O N S



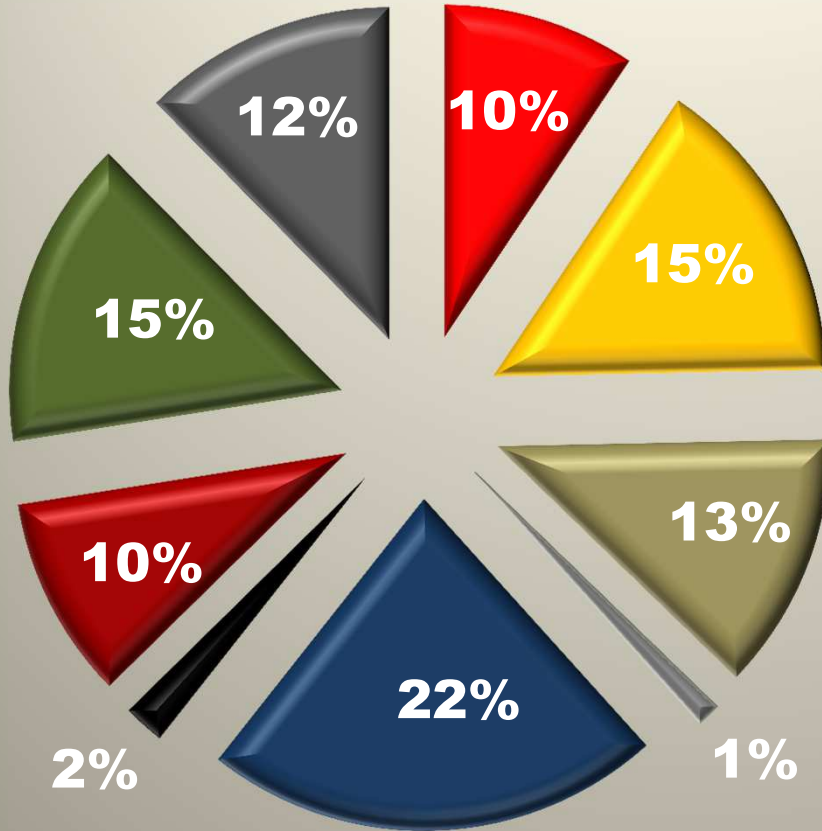
## Fire Cause

■ Cause, Other	12
■ Intentional	52
■ Unintentional	193
■ Failure of Equipment or Heat Source	94
■ Act of Nature	5
■ Cause Under Investigation	25
■ Cause Undetermined After Investigation	152



**Our**

**T  
R  
A  
I  
N  
I  
N  
G**



**2013 Training                      Hours**

■ COMPANY OFFICER	8658
■ DRIVER/OPERATOR	14090
■ EMS	11580
■ FIRE SERVICE INSTRUCTOR	1007
■ FIREFIGHTING OPS	20572
■ INCIDENT COMMAND	1842
■ INVG / PREVENTION	9115
■ SAFETY / FITNESS	13917
■ SPECIALTY TEAMS	11417



**Training and Development**

**Total Training  
Hours:**

**92,197**

The

F  
W  
F  
D

